



E-LEARNING DAY BOARD

1st Grade



Some days this year will be counted as an e-learning day in place of using a calendar make-up day. **When it is announced that we are having an e-learning day**, students will be expected to complete **1 activity from each column (5 activities each e-learning day)**. Color the 5 boxes the same color when finished for that e-learning day. Please bring the board and activities that were completed to class on the next school day. Have fun!
(A new e-learning day board will be given, when needed)



| Math | Reading | Writing | Gym/Music | Life Skills |
|---------------------------------------|--|--|--|--|
| Write your numbers 1-120 (blue paper) | Read a winter story and draw your favorite part (blank paper) | Write your full first and last name neatly 5 times (lined paper) | Do 10 pushups, 10 sit ups, and 10 jumping jacks Parent Initial _____ | Learn to tie your shoes (this is a must do- practice every day) Parent Initial _____ |
| Missing Addend Worksheet (Both sides) | Find your favorite place to relax and read for 15 minutes Parent Initial _____ | Write 3 sentences about your favorite snowy day activity (lined paper) Parent Initial _____ | Sing or listen to a winter song Parent Initial _____ | Write a thank you note to someone Parent Initial _____ |
| Color by Sum Penguin Worksheet | Read "My Cat" to 2 to 3 family members Parent Initial _____ | Fry's 1 st 100 Secret Code Worksheet | Have an adult find a brain break or 2 on youtube.com Parent Initial _____ | Tell a family member about a time when you were happy Parent Initial _____ |
| Addition Number Bonds Worksheet | Read 15 minutes to your favorite stuffed animal Parent Initial _____ | Draw and label a picture of your favorite winter animal (blank paper) Parent Initial _____ | Listen and sing along to some children's music Parent Initial _____ | Play a board game or a card game with family Parent Initial _____ |
| Order Up Worksheet (both sides) | Read: "Buzz Sells Milk", then draw a picture about the story Parent Initial _____ | Play Phonics Tic Tac Toe with a family member Parent Initial _____ | Sing a song from music class to a family member Parent Initial _____ | Memorize a trusted adult's cell phone number Parent Initial _____ |



Write Numbers to 120

Name

| | | | | | | | | | |
|--|--|--|--|--|--|--|--|--|--|
| | | | | | | | | | |
| | | | | | | | | | |
| | | | | | | | | | |
| | | | | | | | | | |
| | | | | | | | | | |
| | | | | | | | | | |
| | | | | | | | | | |
| | | | | | | | | | |
| | | | | | | | | | |
| | | | | | | | | | |
| | | | | | | | | | |
| | | | | | | | | | |


Name : _____

1


MISSING ADDENDS

Complete the addition sentence using the ten frame.


$$1 + \square = 4$$




$$\square + 4 = 5$$




$$6 + \square = 7$$




$$1 + \square = 4$$




$$\square + 2 = 4$$



$$1 + \square = 5$$



$$\square + 6 = 9$$



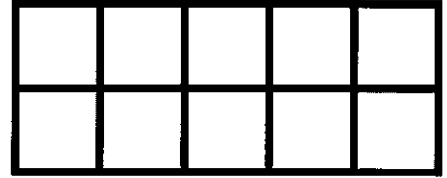
Name : _____

2


MISSING ADDENDS

Complete the addition sentence using the ten frame.


$$4 + \square = 8$$



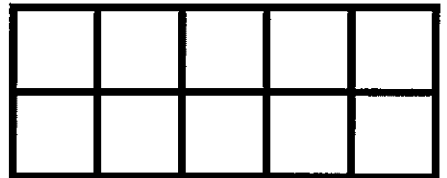
$$\square + 6 = 10$$



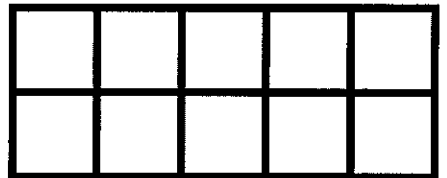
$$3 + \square = 5$$



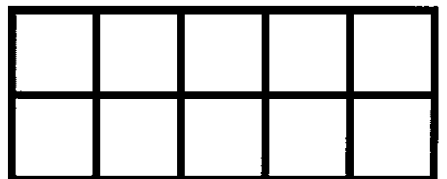
$$5 + \square = 6$$




$$\square + 2 = 4$$



$$2 + \square = 7$$



$$\square + 2 = 3$$



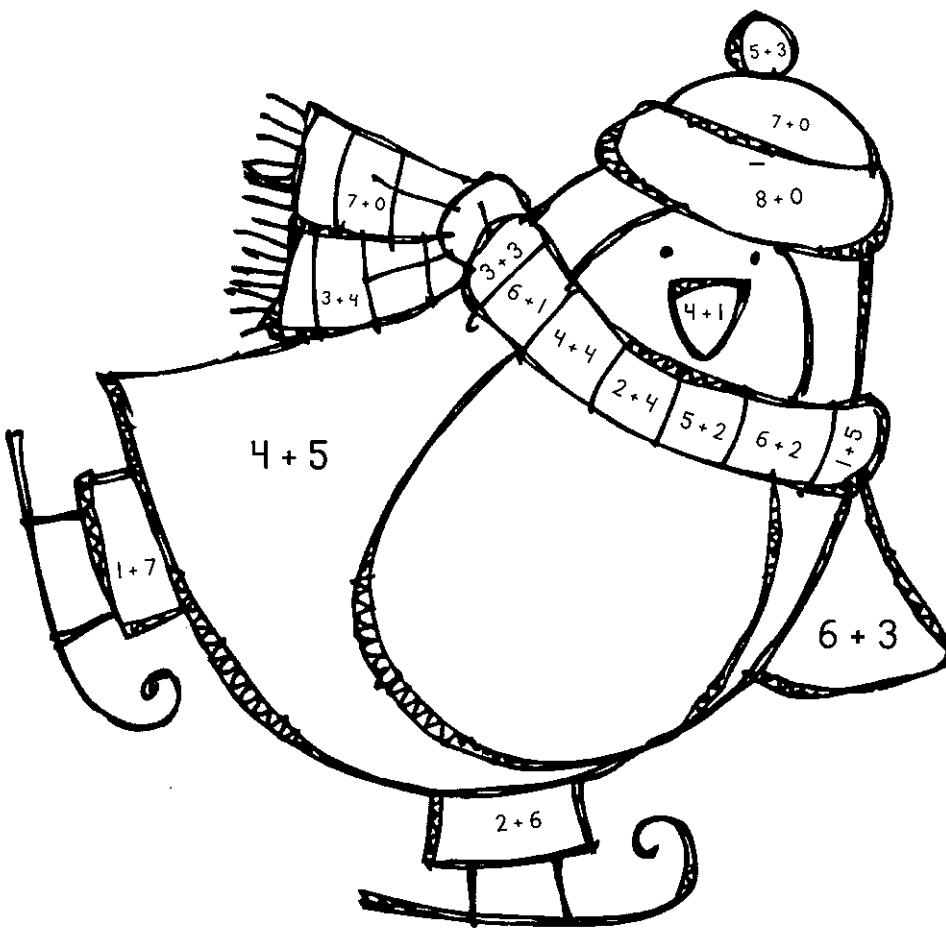
COLOR-BY-SUM!

Name: _____

Find the sum & color accordingly. Then, add a background!

Codes:

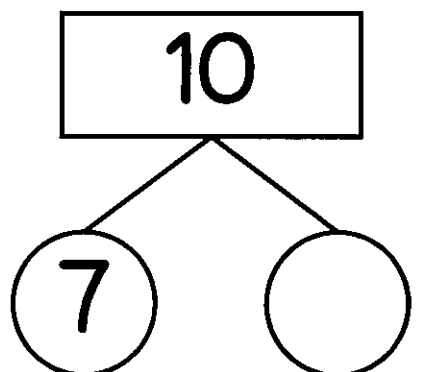
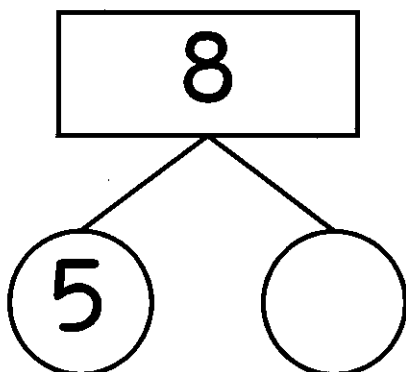
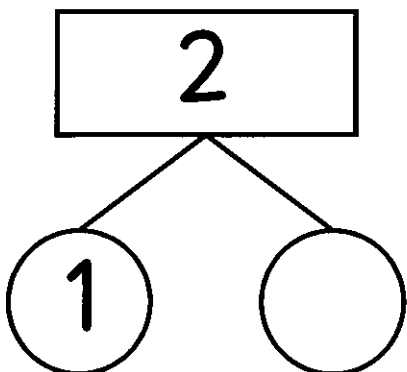
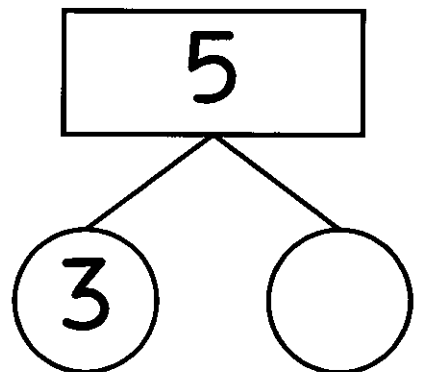
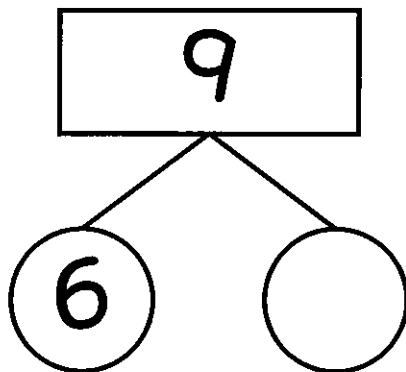
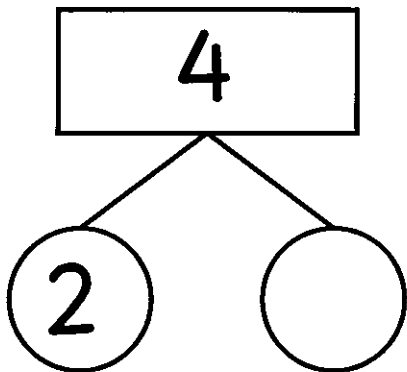
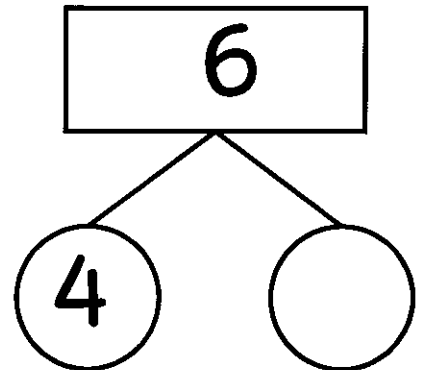
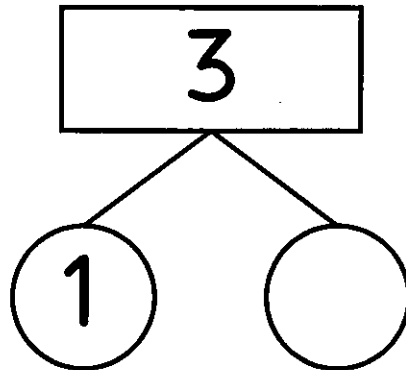
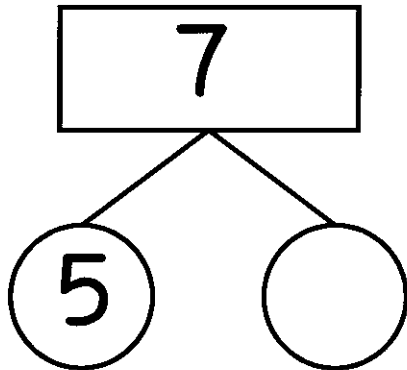
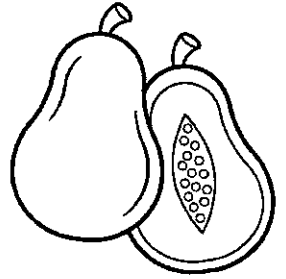
- 5 orange
- 6 Light Blue
- 7 Dark blue
- 8 Red
- 9 black



Name: _____ Date: _____

Number Bonds

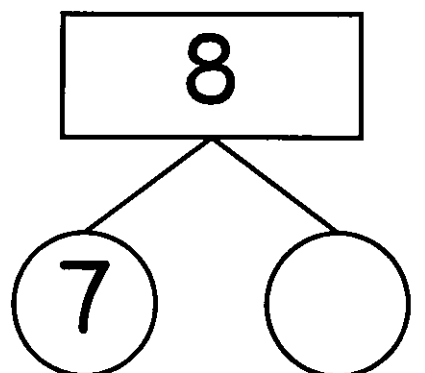
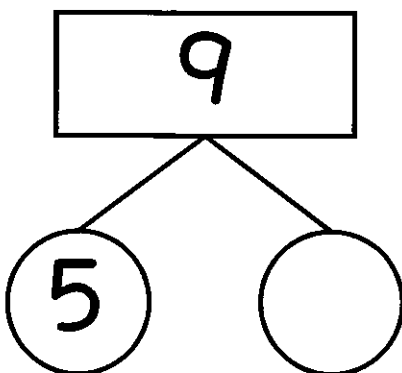
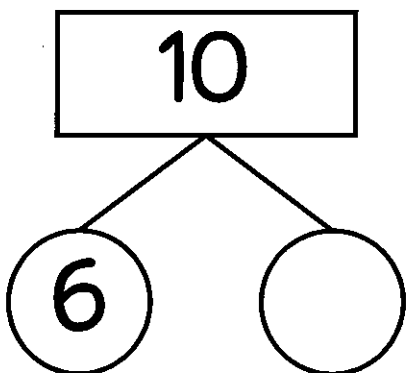
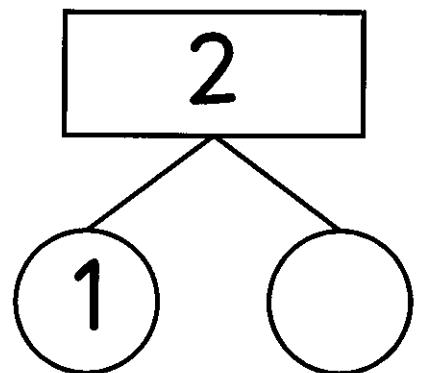
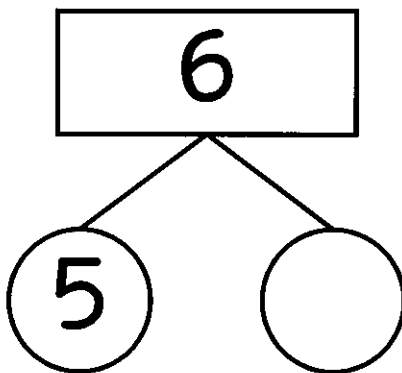
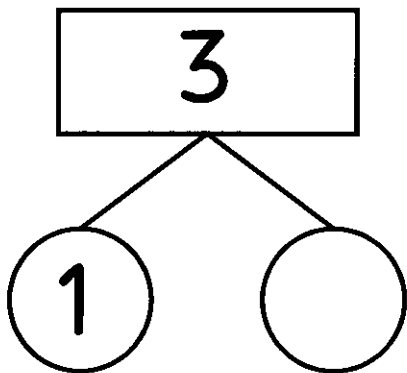
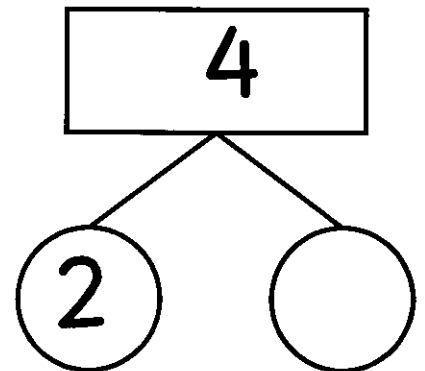
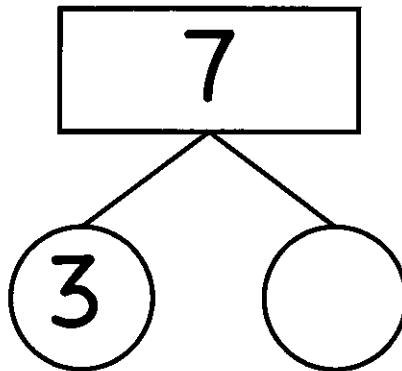
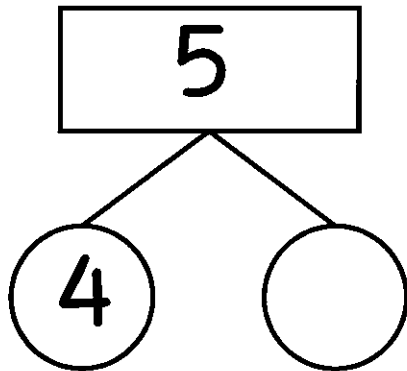

♥♥♥♥♥ Fill in the missing numbers ♥♥♥♥♥



Name: _____ Date: _____

Number Bonds


♥♥♥♥♥ Fill in the missing numbers ♥♥♥♥♥



Name _____


ORDER UP!

Write the numbers in order from
greatest to least.



greatest


least



Name _____


ORDER UP!

Write the numbers in order from
greatest to least.




greatest

least




Here is my cat.




1

My cat likes the
hat.




2




3.

My cat likes the
mat.




4.

My cat likes the
bat.




5

My cat likes Pat.



6


Pat likes the hat.

Get your  ready to read:

cat here
hat my
mat likes
bat the
Pat is

Level 1

My Cat




© My Teaching Pal

-at words

Buzz Sells Milk

Illustrate the story here:



Buzz has a fun job. His job is to sell jugs of milk at the mill. Buzz runs up a tall grass hill to get the milk. He huffs and puffs at the top of the hill. Buzz fills six glass jugs with milk. Not a drop spills.

Next, Buzz runs the milk jugs to the mill. Buzz sees Tiff, Will, and Russ at the mill. “Do you want milk?” asks Buzz. “Yes!” yell the pals. The pals get the jugs. The boss gets the bill. Buzz did a swell job.

Neatly write first and last name 5 times


1.

2.

3.

4.



























5.



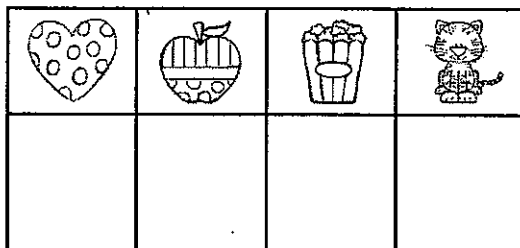
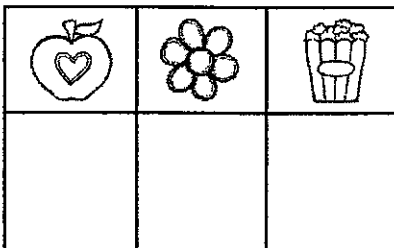








Name: _____

Date: _____

Name _____

| | | | | | | | | | | | | |
|--|---|---|---|---|---|---|---|--|---|---|---|---|
|  |  |  |  |  |  |  |  |  |  |  |  |  |
| a | b | c | d | e | f | g | h | i | j | k | l | m |
|  |  |  |  |  |  |  |  |  |  |  |  |  |
| n | o | p | q | r | s | t | u | v | w | x | y | z |

©First Grade Fun Times



Choose one word from above to use in a sentence.

Tic-Tac-Toe

Tic-Tac-Toe: Players take turns marking either an "X" or an "O" in an unmarked space. They must read the word correctly to make their mark. The goal is to get three of your marks in a row, either horizontally, vertically, or diagonally.

| | | |
|------|------|-------|
| pill | fizz | quill |
| fuzz | pass | hill |
| bill | toss | mass |

Tic-Tac-Toe

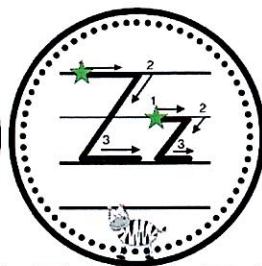
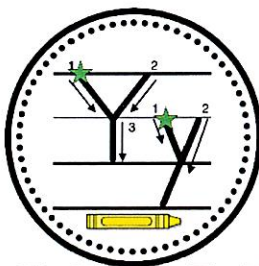
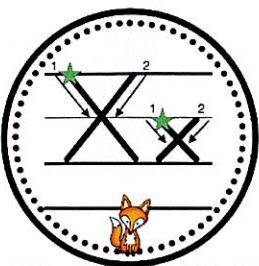
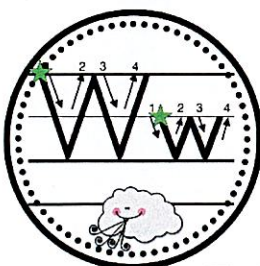
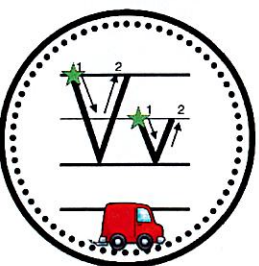
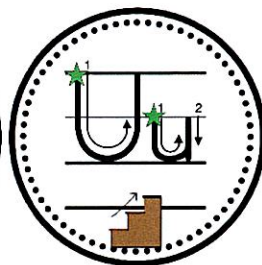
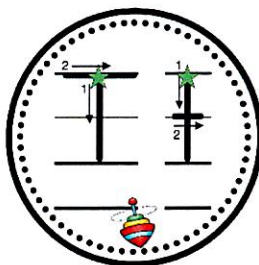






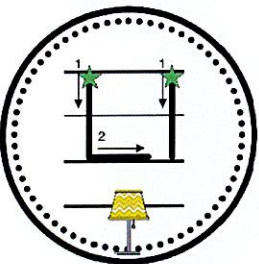
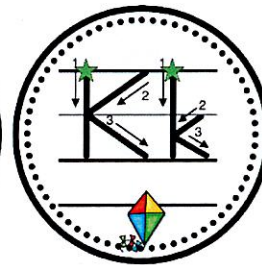
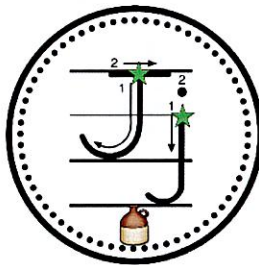
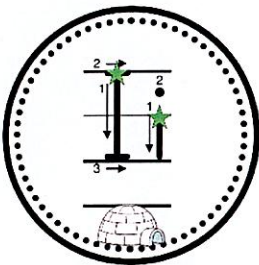
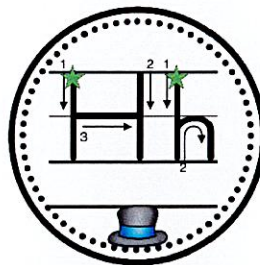
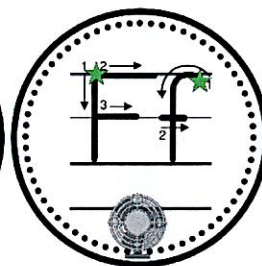
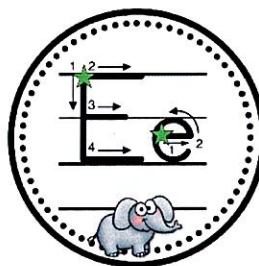




Tic-Tac-Toe: Players take turns marking either an "X" or an "O" in an unmarked space. They must read the word correctly to make their mark. The goal is to get three of your marks in a row, either horizontally, vertically, or diagonally.

| | | |
|-------|-------|-------|
| bluff | spell | dress |
| stuff | brass | fuzz |
| press | buzz | skull |





Dear Parents,

ALPHABET PATH OF MOTION

As the students practice their letter formations at home, it is important that they practice using the correct "path of motion" for that particular letter. Listed below is the recommended "path of motion" for upper and lower case letters. By practicing the letters correctly and consistently, your child will develop the muscle memory needed to efficiently write.



How to Draw a CUTE SNOW GLOBE



Be Creative and add your own ideas!

More things to
draw in your
snow globe

