

Day 1 E-learning Packet

Reading- Read the story provided and answer the questions on the next page.

Spelling- Put the words in alphabetical order.

Grammar/Phonics- Separate the words provided into syllables.

Writing- Find the errors in the sentences provided and write the sentences correctly.

Math- Complete the 2 digit addition page provided.

Please complete the whole packet and return it to school after our 1st E-learning day. Any unfinished work is considered an unexcused absence. Please refer to the student handbook if you have any questions about it being an unexcused absence.

I will be available to answer any questions 9:00-3:00 on any E-learning day. Laurie.vanoverbeke@lyndschool.org.

If you have any questions about music , please contact Nancy.louwagie@lyndschool.org.

If you have any questions about gym, please contact jennifer.louwagie@lyndschool.org.

E-Learning for Second Grade art is only if it happens on a Tuesday. If you have any art questions, please contact Kelly.pochardt@lyndschool.org.

All E-learning information should also be on the school website.

First Airplane Trip

by Sara Matson

Jake is going on a trip. He and Mom take a taxi to the airport.

"It's my first plane trip," he tells the taxi driver.

"That's great!" the taxi driver says.

Jake rolls his suitcase onto the plane.



"It's my first plane trip," he tells the pilot.

"Welcome aboard," the pilot says.

Jake finds his seat and buckles his seatbelt. The plane's engines rumble and roar. Jake opens his backpack and pulls out Panda.

"It's my first plane trip," he whispers. He holds Panda's paw.

The plane moves faster and faster. Then—Whoosh! On the ground, cars and houses look like toys.

Jake smiles. "Guess what, Panda?" he says. "Flying is fun!"

First Plane Trip

by Sara Matson



1. How do Jake and his mom travel to the airport?
- a. in a plane
 - b. in their car
 - c. in a taxi
 - d. in a bus

2. What does a pilot do?
- _____

3. What does the pilot say to Jake?
- _____

4. Who is Panda?
- a. Jake's brother
 - b. a large animal
 - c. Jake's pet
 - d. a stuffed animal

5. What does Jake whisper to Panda?
- _____

6. Read this sentence from the story:

On the ground, the cars and houses look like toys.

What does this mean?

- a. The cars and houses looked very big.
- b. The cars and houses looked very small.
- c. The cars and houses did not move.
- d. Jake could not see the cars and houses.

Name: _____

ABC Order

Spelling Unit – Christmas (Level B)



Rewrite each set of spelling words in ABC order.

1. Santa, Mrs. Claus, cookie

_____, _____, _____

2. red suit, candy cane, North Pole

_____, _____, _____

3. milk, toys, bag, gift

_____, _____, _____, _____

- ❖ 4. sled, boots, ho ho ho

_____, _____, _____

- ★ 5. reindeer, beard

_____, _____

Name: _____


Syllables

VC/CV – Words are separated into syllables when two spoken vowels are separated by two consonants. The consonants can be the same or different.

magnet

mag/net

The two spoken vowels sounds are short a and short e.
They are separated by the two consonants g and n.



Separate each word into syllables using the vc/cv pattern.


1. rabbit _____/_____
2. button _____/_____
3. carpet _____/_____
4. untie _____/_____
5. insect _____/_____
6. basket _____/_____
7. pencil _____/_____
8. plastic _____/_____
9. napkin _____/_____
10. zipper _____/_____
11. garden _____/_____
12. dentist _____/_____
13. muffin _____/_____
14. sandal _____/_____

Name: _____

Fix the Sentences

A-1

look att this hen. (2 errors)



she will lay eggs (2 errors)

Super Teacher Worksheets - www.superteacherworksheets.com



Name: _____

Fix the Sentences

A-2

This iz sal. (2 errors)




he has a ball. (1 error)

Super Teacher Worksheets - www.superteacherworksheets.com

Name: _____

Fix the Sentences A-3

Mi mom has a truck (2 errors)



we will go for a ride (2 errors)

Super Teacher Worksheets - www.superteacherworksheets.com



Name: _____

Fix the Sentences A-4

i see tha crab. (2 errors)



it digs in the sand (2 errors)


Super Teacher Worksheets - www.superteacherworksheets.com

Name: _____

Fix the Sentences

A-5

do you see the frog. (2 errors)




it kan hop. (2 errors)



Name: _____

Addition



Find the sums.

a.
$$\begin{array}{r} 58 \\ + 59 \\ \hline \end{array}$$

b.
$$\begin{array}{r} 64 \\ + 18 \\ \hline \end{array}$$

c.
$$\begin{array}{r} 25 \\ + 81 \\ \hline \end{array}$$

d.
$$\begin{array}{r} 72 \\ + 44 \\ \hline \end{array}$$

e.
$$\begin{array}{r} 92 \\ + 72 \\ \hline \end{array}$$

f.
$$\begin{array}{r} 45 \\ + 19 \\ \hline \end{array}$$

g.
$$\begin{array}{r} 39 \\ + 94 \\ \hline \end{array}$$

h.
$$\begin{array}{r} 26 \\ + 9 \\ \hline \end{array}$$

i.
$$\begin{array}{r} 15 \\ + 52 \\ \hline \end{array}$$

j.
$$\begin{array}{r} 65 \\ + 77 \\ \hline \end{array}$$

k.
$$\begin{array}{r} 88 \\ + 39 \\ \hline \end{array}$$

- l. Max's dog buried 14 bones in the garden.
He buried 26 more the next day.
How many bones did he bury altogether?

- m. Jack had 8 frisbees to throw to his dog.
He buys 35 more.
How many frisbees does he have in all?
